

TEC™

Tissue Embedding Center



TBS®

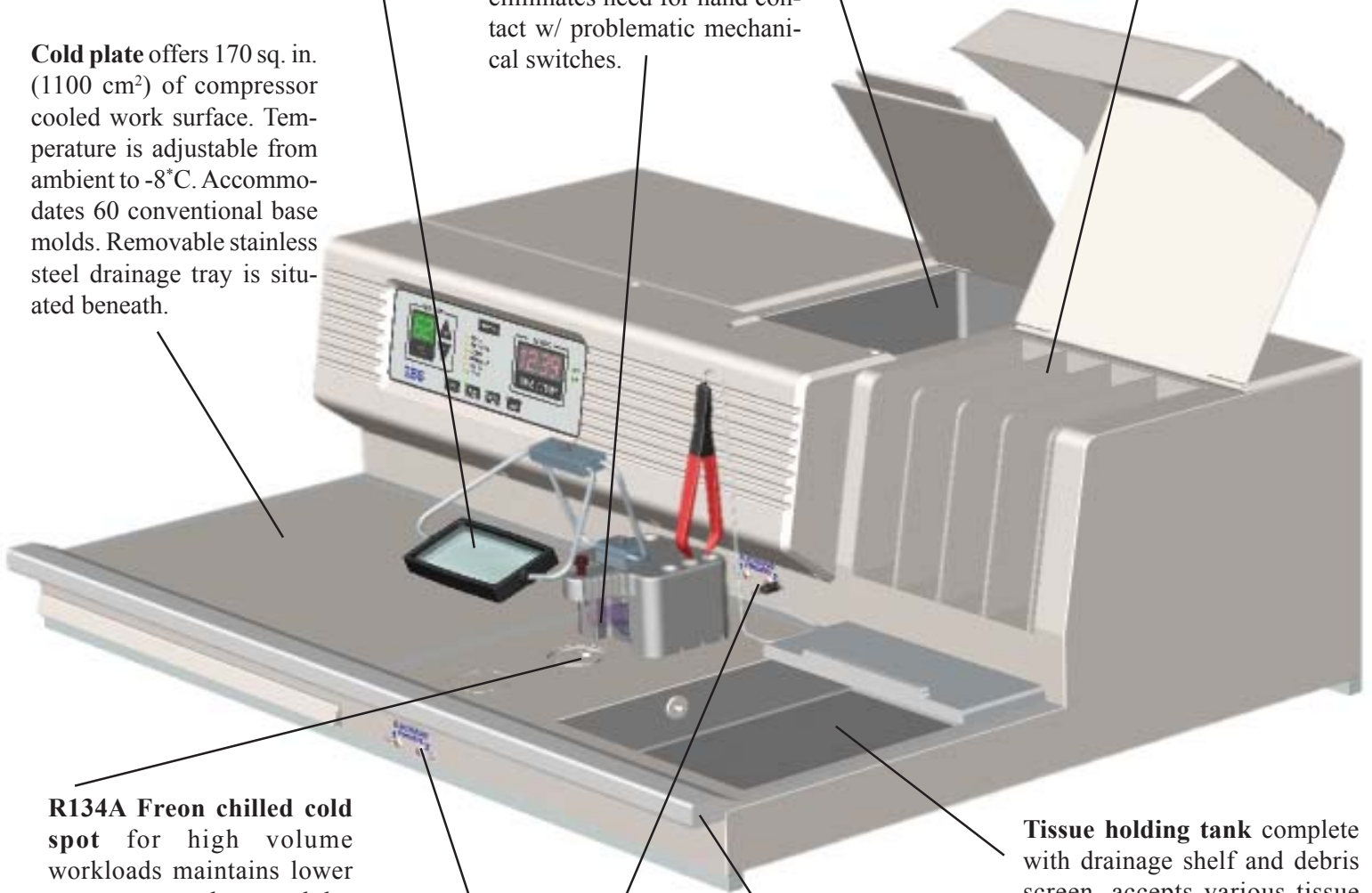
Large 3.75 L paraffin reservoir minimizes the need for constant refilling. Each zone can be programmed to cycle on/off or remain on continuously.

A position adjustable **magnifying glass** is an available option to facilitate specimen orientation.

Cold plate offers 170 sq. in. (1100 cm²) of compressor cooled work surface. Temperature is adjustable from ambient to -8°C. Accommodates 60 conventional base molds. Removable stainless steel drainage tray is situated beneath.

Infrared activated dispenser eliminates need for hand contact w/ problematic mechanical switches.

Spacious warming oven accommodates large quantities of various sizes of base molds. Hinged lid offers easy access. (Shown with optional base mold divider)



R134A Freon chilled cold spot for high volume workloads maintains lower temperatures than modular systems that utilize Peltier heat exchangers.

Heated forceps connectivity in two locations for added convenience.

Tissue holding tank complete with drainage shelf and debris screen, accepts various tissue processor baskets. Quick access sliding lid recesses under the warming oven and is removable for additional clearance.

Comfortable armrest minimizes fatigue and reduces heat contact.



Dependable electronics eliminates the need for multiple consoles and minimizes overall footprint for space-conscious lab

Proportional integral derivative controller, with separate LED readouts of set and actual temperatures, allows the operator to closely regulate and monitor the condition of each thermomodule.

Conveniently program the actual starting and ending work times for each day of the week and arrive to work confident that your TEC is ready for use.

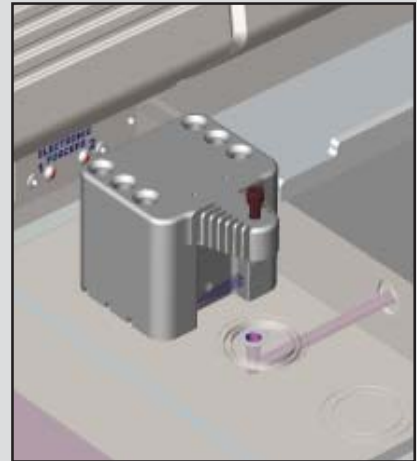


User-friendly membrane touch pad allows for precise control of each component while a modern microprocessor and proven software algorithms accurately regulate heating and cooling systems.



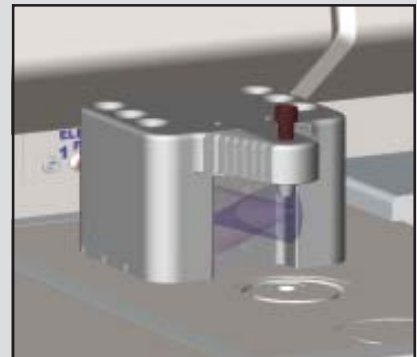
Additional **cold plate module** is available for cooling blocks next to a microtome or in a high volume environment.

Illuminated gravity-fed filtered paraffin delivery eliminates potential costly maintenance and downtime of pump delivery systems. Flow rate adjustable from 0 to 36 ml/min.



Unique self-draining system keeps work stage excess paraffin to a minimum. Excess paraffin drains through a tube under the workstage directly into the tissue holding tank. **No messy tray** to clean or need to be concerned with potential fire hazard. **In line filter** eliminates loss of biopsy specimens.

Self-draining, **six well heated forceps warmer** is convenient for left or right hand operation while two position **electric forcep option** and 3 sizes of heated forceps increase functionality.




Infrared activated dispenser is tripped by penetration of user's finger or base mold into I-R light path. No mechanical switches to fail or unpleasant hand contact with heated surfaces.

Specifications:

Dimensions	Units	Height	Width	Depth
Overall	in (cm)	11.0 (28)	31.5 (81)	23.8 (60)
Paraffin reservoir	in (cm)	6.0 (15)	6.0 (15)	7.8 (20)
Mold warming oven	in (cm)	6.0 (15)	7.5 (19)	5.0 (13)
Tissue holding tank	in (cm)	1.8 (4)	8.5 (22)	10.3 (26)
Cold plate	in (cm)	2.8 (7)	14.5 (37)	11.8 (30)
Work surface	in (cm)	2.8 (7)		
Weight				
Actual	lbs (kg)	73 (33)		
Shipping	lbs (kg)	110 (50)		
Temp Ranges				
Paraffin reservoir	°C	50 - 70, +1		
Work surface	°C	50 - 70, +1		
Tissue holding tank	°C	50 - 70, +1		
Cold plate	°C	0 - 8, +1		
Electrical Requirements				
Power supply	AC	115V, 60 Hz		
Consumption	VA	750		
Fuse Rating	AMPS	10		
Refrigerant		R134A		
Warranty		Limited, 1 year parts and service		

Ordering Information:

Cat #	U/M	Description
TEC-120	ea	Tissue Embedding Center; microprocessor controlled; single module design; 115V, 60 Hz; 73(33) lbs(kg); 11(28) H • 32(81) W • 24(61) D in(cm)
TEC-220	ea	Tissue Embedding Center; microprocessor controlled; single module design; 220V, 60 Hz; 73(33) lbs(kg); 11(28) H • 32(81) W • 24(61) D in(cm)
CPM-120	ea	Add'l Cold Plate Module; microprocessor controlled; working area 14.5(37) W • 11.8(30) D • 2.8(7) H; in(cm) 115V, 60Hz.
TEC-MG	ea	Optional Magnifying Glass, adjustable height, 2x magnification
TEC-FS	ea	Foot switch, air driven
TEC-RB	ea	Replacement light bulb
TEC-HF1, 2 or 4	ea	Forceps, heated, 1, 2 or 4 (mm) tip sizes by 16 cm long (specify size)



Please visit our website for additional product information, technical bulletins, career opportunities, MSDS files, etc.

www.trianglebiomedical.com

Distributed By:

TBS® TRIANGLE BIOMEDICAL SCIENCES, INC

3014 CROASDAILE DRIVE • DURHAM, NORTH CAROLINA 27705-2507 • USA • 919.384.9393 • FAX: 919.384.9595 • EMAIL: tbs@trianglebiomedical.com

Specifications are current at time of publication; however, they are subject to change without notification. Please contact our North Carolina office or one of our distributors for current prices and availability. TEC® is a trademark and TBS® is a registered trademark of Triangle Biomedical Sciences, Inc., Durham, North Carolina, USA.

Litho in U.S.A. Printed August 2006

Bulletin #7.4.5